

DM0412 series

DLAB DM0412 & DM0412S clinical centrifuges support applications with small sample volumes. The centrifuges are supplied with an angle rotor that can hold up to 15mLx8 or 10mL/7mL/5mLx12 vacuum tubes. They are widely used in medical and veterinary practices for the centrifugation of blood and urine samples, in environmental analyses for the clarification of water and soil samples or in universities and other research institutes

DM0412 Clinical Centrifuge

Features:

- Easy programming to achieve high accuracy of speed control
- Easy operation with intuitive menu and easy-to-read display
- Rotor speed can be set and displayed by RPM or G-force
- Maintenance-free brushless DC motors
- Pressing and holding PULSE key for quick spin function
- Lid with electric lock and automatic release function saves processing time and prevents samples overheating
- Automatic self-diagnosis on startup showing accumulative running time and last running parameters



DM0412S Economical Clinical Centrifuge

Features:

- Max. speed at 4500rpm
- Precise control of speed and time separately
- Faster acceleration and deceleration
- Perfectly suited for 15mL cell culture tubes and a full line of collection tubes

DM0412 series



CE FC



Specifications		DM0412	DM0412S
Speed range		300~4500rpm, increment: 100rpm	300~4500rpm, increment: 100rpm
Max. RCF		2490xg	2490xg
Speed accuracy		±20rpm	±100rpm
Rotor Capacity		1 type 30sec~99min	1 type 1sec~99min
Run Time		HOLD(Continuous operation)	HOLD(Continuous operation)
Motor		Brushless DC motor	DC motor
Display		LCD	LED
Safety Devices		Door interlock, Overspeed detector; Automatic internal diagnosis	Door interlock, Over-speed detection
Acceleration/Braking time		20s ↑ 13s ↓	23s ↑ 23s ↓
Power		Single-phase, 110V~240V, 50Hz/60Hz, 3A 70W	Single-phase, 220V~240V, 50Hz/60Hz, 3A; 110V~120V, 50Hz/60Hz, 3A 70W
Dimension[WxDxH]		245x255x140mm	364x280x266mm
Weight		6kg	6kg
Certification		CE, UL, IVD	-
Advanced features		Speed/RCF switch; Short-time run function; sound-alert function	sound-alert function



DM0412 series | Rotors and Adapters











Available rotors



A12-10P
for DM0412 & DM0412S

Cat. No. 19200348

Max. speed :4500rpm
Max. RCF:2500×g
Rotor capacity: 8×15ml;12×10ml
Rotor material: High strength plastic

Available tubes	Tube quantity	Dimension (Φ×L mm)	Adapters	Maximum speed(rpm)	Radius (cm)	Maximum RCF (×g)
15mL con 	8	17×120		4500	11	2490
1.5~5mL vacu 	12	13×75	A10P15 & Plug 	4500	9.8	2218
4~7 mL vacu 	12	13×100	A10P15 	4500	11	2490
		16×75			9.8	2218
8.5~10 mL vacu 	12	16×107		4500	11	2490
2.7~3 mL(EU) collection tube 	12	11×66	A10P15 & Plug 	4500	9.8	2218
7.5~8.2 mL(EU) collection tube 	12	15×92	A10P15 	4500	11	2490

Note: Made of plastic, A12-10P rotor cannot be autoclaved or applied with UV irradiation. Regular sterilization is recommended.

